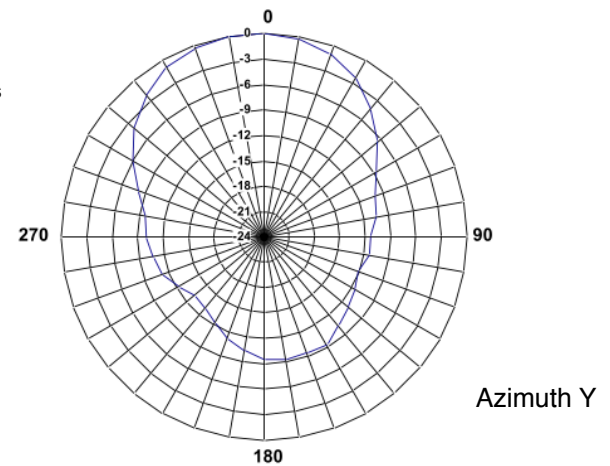
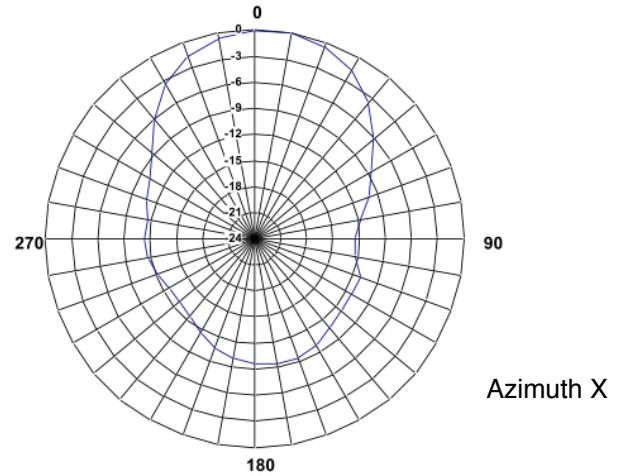


CP BEAM™ ANTENNA

TECHNICAL SPECIFICATIONS



CPB-1 1/2/2012

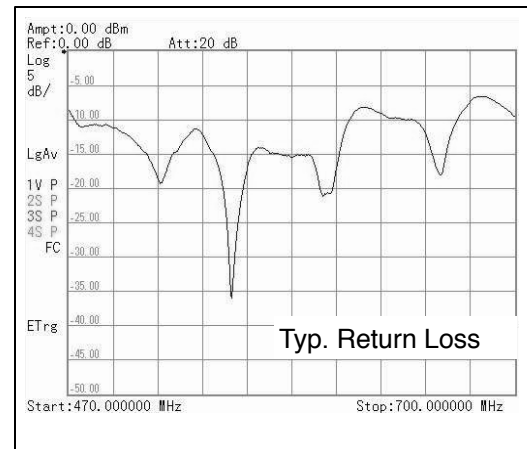


Model	CPB-1
Electrical Characteristics	
Operating frequency	468-740 MHz
Bandwidth	272 MHz
Average return loss	-13.15 dBm
Impedance	50 Ω
Pattern type	Beam
Polarization	RHCP
Azimuth X	
Beam width	63°
F/B Ratio	15 dB
F/S Ratio	12 dB
Squint	< 2 dB
Azimuth Y	
Beam width	70°
F/B Ratio	15 dB
F/S Ratio	12 dB
Squint	
Squint	< 2
Gain	9 dBd
Transmit Power (max.)	50 W
Connector	N female (BNC adapter supplied)
Physical Characteristics	
Length	355mm/ 14 in
Height	355mm/ 14 in
Weight	1100 g / 2.5 lbs
Mounting	1/4-20, 3/18-16, and 5/8-27
Operating Temperature	-23 to 54C/10-130 F
Color	Black

The CP Beam™ Antenna is a circularly polarized beam antenna designed to be used with wireless microphone systems, IEMs, and other UHF communication devices for long range operation.

To use, disconnect straps and extend CP Beam. Connect coaxial cable to receiver, transmitter, or antenna combiner. Mount antenna on stand.

To store, compress antenna and attach straps to hold as shown.



Specifications are typical. Actual performance varies under changing environmental and physical conditions outside the control of RFvenue. Specifications subject to change without notice. Warranty: As stated with delivered item. Soundwave Research Laboratories, Inc. will not repair or exchange any item that has been modified by the user. The design of this product is proprietary and subject to pending and/or issued patents, trademarks and copyrights.