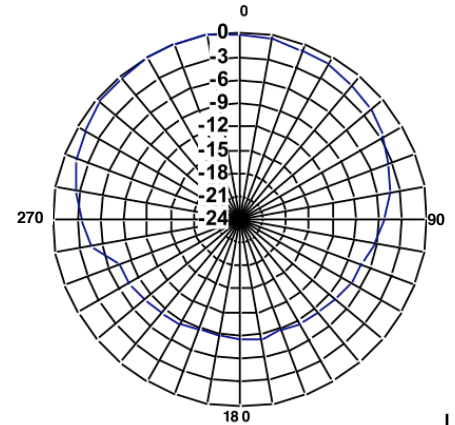


DIVERSITY FIN™ ANTENNA

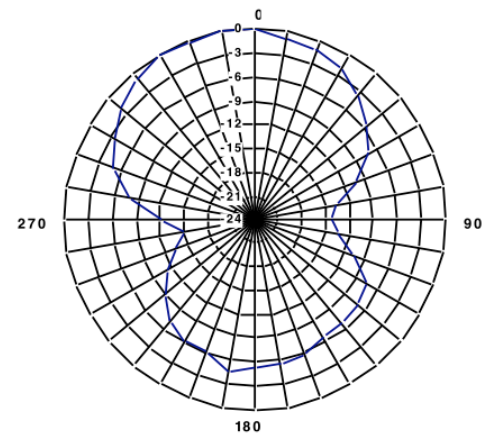
TECHNICAL SPECIFICATIONS



DFIN-1 1/2/2012



LPDA

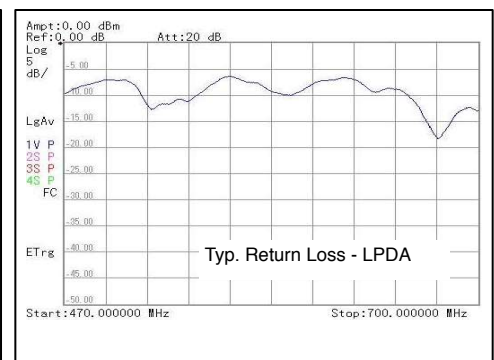
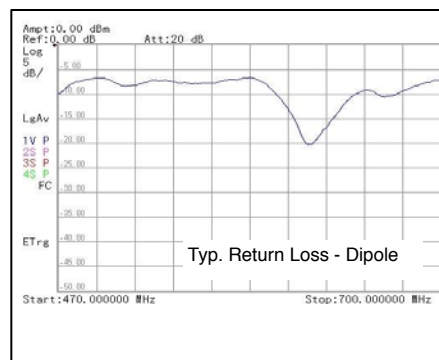


Dipole

The Diversity Fin™ Antenna is designed to be used with wireless microphone systems and other UHF receivers incorporating dual branch diversity reception, and comprises orthogonal, directional LPDA and bi-directional dipole elements. The element orientation and position achieve optimal polarization diversity reception and improve signal constancy in indoor and reflective environments.

Connect two receiver (or antenna combiner) branches to the Diversity Fin via coaxial cables (not supplied)

Model Number	DFIN-1
Electrical Characteristics	
Operating frequency	468-740 MHz
Bandwidth	272 MHz
Average return loss	-9.4 dBm
Impedance	50 Ω
Pattern type	Polarization Diversity
<i>LPDA</i>	
Beam width	140°
F/B Ratio	8 dB
F/S Ratio	5 dB
gain	5 dBd
polarization	Vertical
<i>Dipole</i>	
Beam width	100°
F/B Ratio	5 dB
F/S Ratio	13 dB
gain	1.8 dBd
Polarization	Horizontal
Connector	BNC female (2)
Physical Characteristics	
Length	300mm/12 in
Height	370mm/15 in
Weight	454 g/1 lb
Mounting Block	1/4-20, 3/18-16, 5/8-27
Operating temperature	-23 -54C/-10-130F
Color	Black



Specifications are typical. Actual performance varies under changing environmental and physical conditions outside the control of RFvenue. Specifications subject to change without notice. Warranty: As stated with delivered item. Soundwave Research Laboratories, Inc. will not repair or exchange any item that has been modified by the user. The design of this product is proprietary and subject to pending and/or issued patents, trademarks and copyrights.